



2016

Circuito de Albacete · 2-3 July

**Moto3**  
WORLD CHAMPIONSHIP

**Moto2**  
EUROPEAN CHAMPIONSHIP

**Superbike**  
EUROPEAN CHAMPIONSHIP

DORNA

## NOTICE TO ALL RIDERS/TEAMS

### START PRACTICES

A Practice start may be done at the Pit Lane exit when it is safe to do so and after the chequered flag at the official Practice Start Zone.

The official Practice Start Zone for Albacete Circuit is about 20 m after the exit of turn 10 – right side, outside the race line.

The protocol issued by Race Direction on 30<sup>th</sup> June 2015 must be followed, that is:

- Only the Practice Start Zone may be used.
- Practice starts can only be made when there are no stationary bikes in front of you, ie. The riders arriving first, followed by riders behind them, and so on.
- Riders may take only one practice start in the Zone. It is not permitted to start, then stop further up the track and make another start.

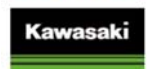
### PIT EXIT

We remind you of the regulations for the pit exit rejoin lane must be respected.

Riders must stay inside the solid white line on the left hand side defining the pit exit road, until have passed the dotted with line painted across the pit lane exit.

This applies to every pit exit during all practice sessions and the race.

Infractions may be penalized, including fine, penalty points, grid position, change of position (race), ride through, etc.





2016

Circuito de Albacete · 2-3 July

**Moto3**  
WORLD CHAMPIONSHIP

**Moto2**  
EUROPEAN CHAMPIONSHIP

**Superbike**  
EUROPEAN CHAMPIONSHIP

DORNA **fme**

## MOTORCYCLES CRASHED/FALLEN DOWN DURING PRACTICES/RACE

All those motorcycles that are broken down or have fallen down will be moved to the PARC FERME.

## RACE CELEBRATIONS

Should any winning rider be planning special celebrations during the slow down lap after the race then the plans must be submitted in advance to Race Direction for approval. Please note that the discharge of fireworks by team supporters is strictly prohibited.

## START PROCEDURE - **Reminder**

- 5) When riders reach the grid after the sighting lap(s) they must **stop at the rear of the grid and turn off the engine. The motorcycle will then be pushed at walking pace by a team member to the grid position. The rider may dismount or remain on the motorcycle to be pushed to the grid position.**

**Riders on the grid may be** attended by their mechanics and other staff including one person who may hold an umbrella. All attendants on the grid must wear a "Grid Pass".

Officials will display panels, at the side of the track, indicating the row of the grid, to assist riders in locating their grid position.

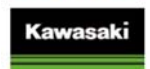
## FIM CEV REPSOL Sporting Regulations – Finish Line

Art. 1.24.2

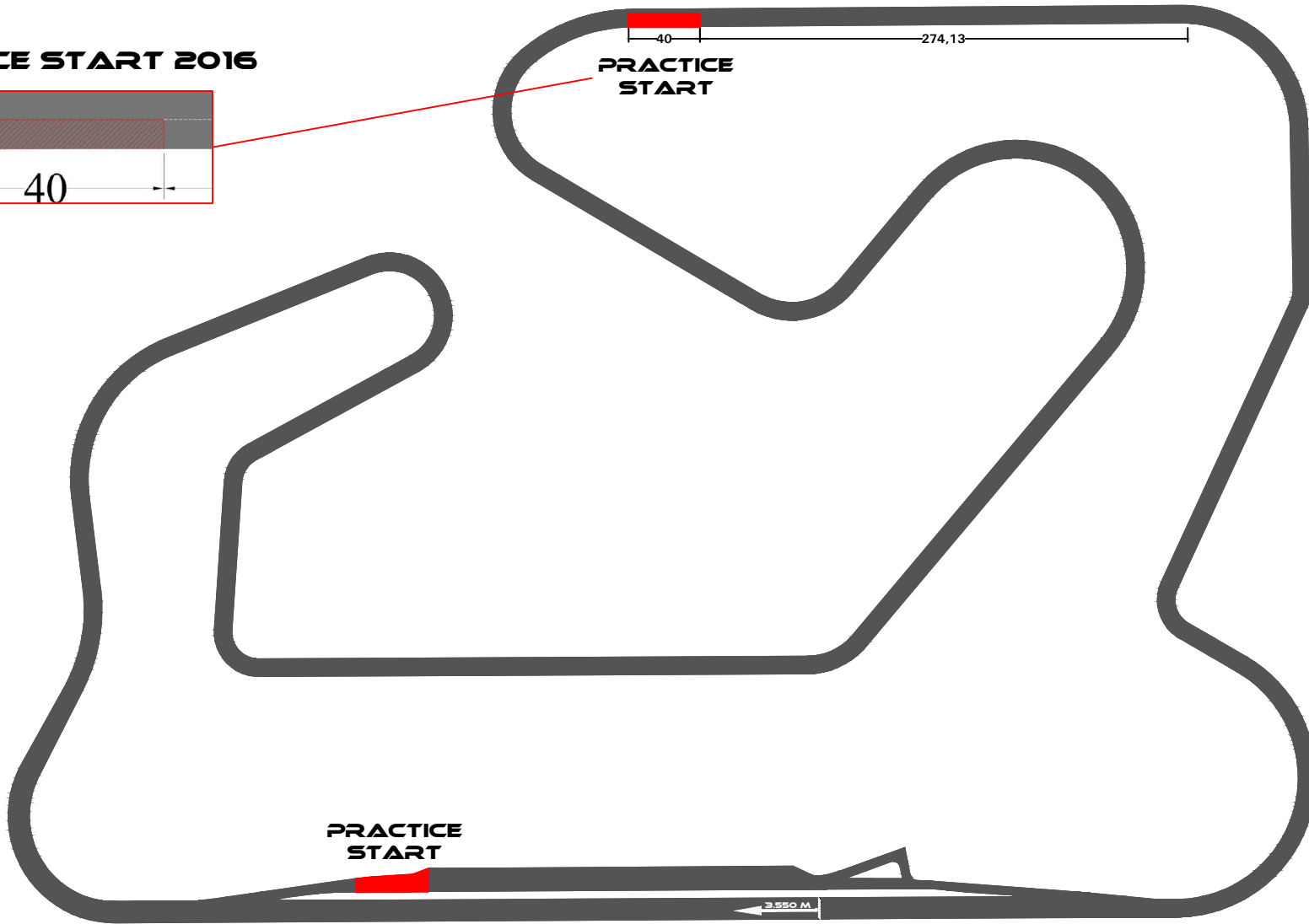
In case of a photo-finish between two, or more, riders, the decision shall be taken in favour of the competitor whose front wheel leading edge crosses the plane of the finish line first.



Albacete, June, 27<sup>th</sup>, 2016.  
Race Direction



# PRACTICE START 2016



Season 2016	Date	2 - 3 july
Description	FIM CEV REPSOL - Practice start	
<b>CIRCUITO DE ALBACETE</b>		